

Dermatoscope reinvented.

VEOS™



IMAGING EXCELLENCE FROM

 **CANFIELD**

VEOS HD1 and HD2



VEOS^{HD1} *with cross-polarized lighting is the perfect solution for viewing subdermal pigmentation and vascularity.*

VEOS^{HD2} *with dual mode lighting is ideal for viewing either subdermal pigmentation and vascularity or surface structure.*

The trim design of either scope fits easily in a pocket and offers a comfortable ergonomic feel in the hand. Precision optics and lighting deliver exceptionally bright and clear views of the finest detail. With the HD2 you can quickly switch from cross-polarized to non-polarized lighting with the touch of a button.

The VEOS HD comes with a magnetically mountable **glass contact plate** for contact dermoscopy, with or without immersion fluids.



- *bright, high contrast viewing*
- *cross-polarized lighting*
- *non-polarized lighting (HD2 only)*
- *contact & non-contact imaging*
- *10X magnification*
- *long lasting lithium-ion battery*
- *compact, pocket friendly design*
- *precision optics*
- *one-click sleeve available for iPhone 4, 4S or 5 integration*
- *5-year warranty*



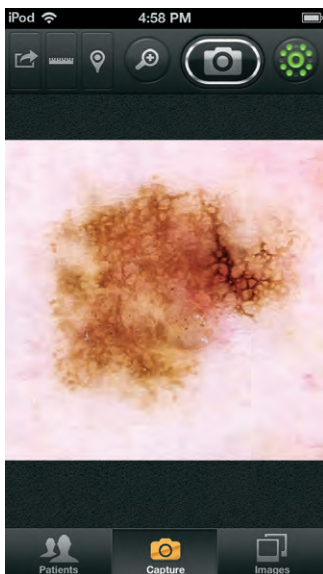
Optional one-click sleeve for iPhone integration quickly turns the VEOS HD into a flexible image capture system.

Available for attaching an iPhone 4, 4S or 5 to a VEOS HD1 or HD2.

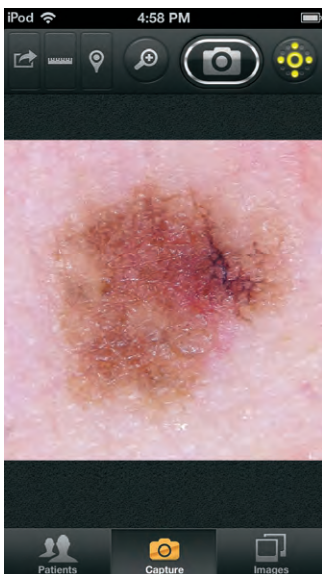
VEOS APP



The VEOS app provides a powerful digital imaging environment for the VEOS DS3 dermatoscope or the VEOS HD1 or HD2 when integrated with a supported iPhone®.



Lesion image captured with VEOS cross-polarized lighting



Lesion image captured with VEOS non-polarized lighting

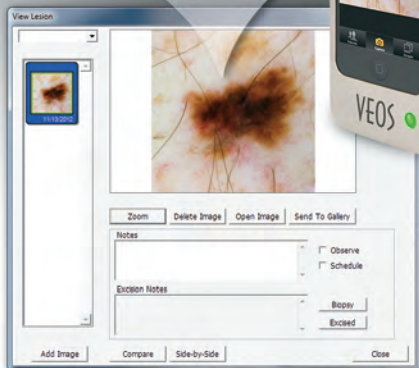
- digital image preview
- image capture
- tag lesion to overview photo
- zoom and pan
- image data base
- select millimeter scale
- send photo by e-mail
- control lighting mode (DS3 only)



WIRELESS INTEGRATION



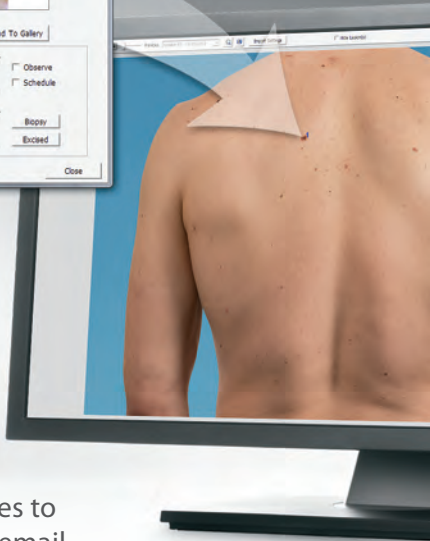
Wireless integration with Mirror is available for the VEOS app.*



Tag lesions directly to DermaGraphix® body map or capture to the Mirror® patient chart.

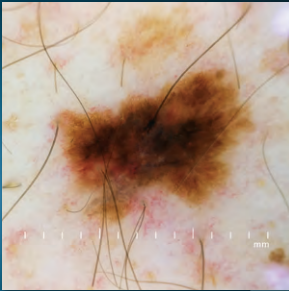
Alternatively, save images to your iOS camera roll, or email images directly from the VEOS app.

**VEOS HD1 or HD2 must be attached to a supported iPhone with the VEOS app installed.*



VEOS DS3

Photo courtesy of Ashfaq A. Marghoob, MD

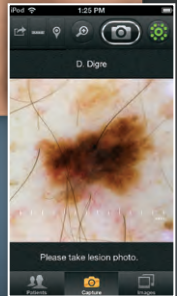



DS3

with integrated
iPod® touch

*combining
best in class
dermoscopy*

*with a tagged
overview image*



IMAGING EXCELLENCE FROM

 **CANFIELD**

www.canfieldsci.com | info@canfieldsci.com
phone +1.973.276.0336 | (USA) 800.815.4330

iPhone and iPod are trademarks of Apple Inc., registered in the U.S. and other countries
VEOS, Mirror and DermaGraphix are trademarks of Canfield Scientific, Inc.